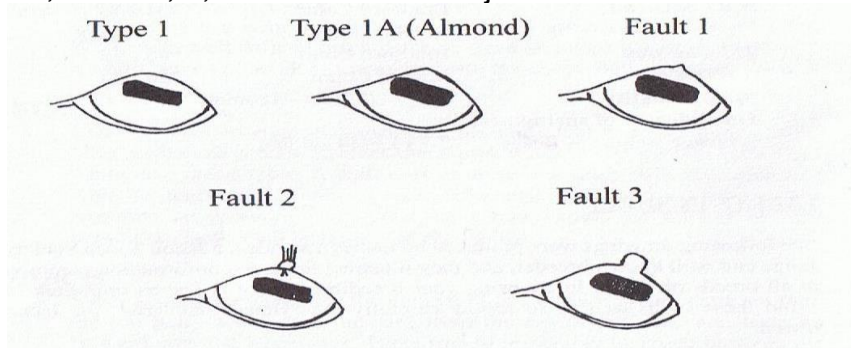


**JACOB SHEEP SOCIETY**  
**SHOW AND SALE INSPECTION GUIDANCE**

The following guidance is for the benefit of show and sale inspection teams as well as vendors and is intended to clarify what should and should not pass the inspection process at an official Jacob Sheep Society show and sale.

1. **EYES** – Any sheep with a split or raised eye lid should be rejected. See diagrams below: types 1 and 1A are acceptable; faults 1, 2, and 3 should be rejected.



2. **MOUTHS** – (a) Check mouths are correct in all lambs and shearlings. (b) Aged sheep (i.e. two shear and over) which are a little forward on the pad will be passed. (c) Shearlings showing more than two broad teeth in the current year can be sold but cannot go forward for showing at a sale. Items (b) and (c) must be announced by the auctioneer when selling. Vendors must adhere to this or sheep will not be allowed to be sold.

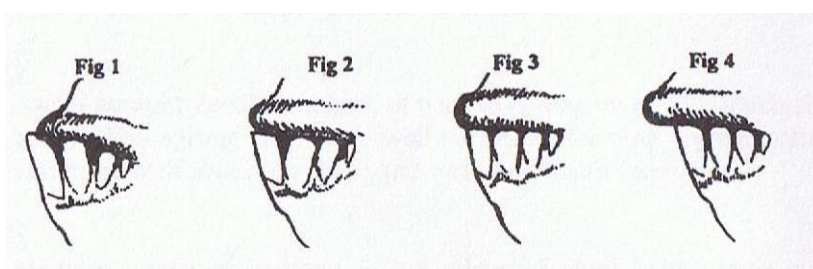


Fig. 1 is an overshot mouth where the incisor teeth project forward of the dental pad. Fig. 2 is a slightly over or “sharp” mouth. Fig. 3 is a correct mouth, and Fig 4 is an undershot mouth, a genetic deformity. Fig 1 and 2 would only be passed at inspection if the animal was aged and this must be announced by the auctioneer when selling; younger sheep with mouths of this type would fail the inspection. Mouths of Fig. 4 type would always fail.

3. **HORNS** – Any four-horned sheep with forward horns or fused horns (not having wool/hair/skin between the top and side horns) will be rejected. Two horned sheep must have sufficient space between the side of the face and the horn for the inspectors to get their fingers between.

4. **PASTERNS** - Must be correct in all sheep. See diagrams below.

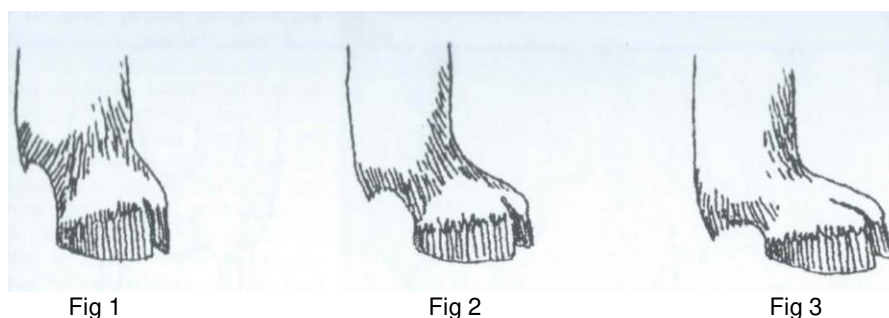


Fig. 1 is a correct pastern; Fig 2 is a pastern showing signs of weakness which may not pass an inspection, and Fig 3 is a slack pastern which would fail an inspection.

5. **TESTICLES** – All males of any age must have two testicles of even size and free from abnormalities.
6. **ANY OTHER ABNORMALITIES** - Sheep showing any other abnormalities may be rejected.
7. **UDDERS** – If the udder in any ewe has any minor faults like lumps this must be announced by the auctioneer when selling. Vendors must adhere to this or sheep will not be allowed to be sold. Ewes with more serious problems, i.e. lost quarters, will be rejected.
8. **BLAZE** – All sheep must have a clear white blaze running from the top of the head to the muzzle.
9. **REJECTED SHEEP** – Sheep rejected by the inspectors will be identified by red tape on their horn and will not be sold at any time at an official sale.
10. **INSPECTION PROCEDURE** – Inspectors and adjudicators are appointed by the Field Officer. Sheep will be inspected at the sale premises by the appointed inspectors who will check that the animal's ear tag corresponds with the information given in the catalogue before they inspect the sheep and if not in agreement the appointed adjudicator, whose decision is final, should be brought in. Vendors must not seek an opinion from inspectors or officers of the Society prior to sale day as to whether a sheep would pass the inspection or not.
11. **AUCTIONEER'S CATALOGUE** – A writer, who can be the adjudicator, should write the fault comments against individual sheep entries in a catalogue and this should be handed to the auctioneer so they can announce the noted faults before selling.

For further information or to discuss any part of the Sale Inspection Guidance please contact the current Field Officer, e-mail: [field.officer@jacobsheepsociety.co.uk](mailto:field.officer@jacobsheepsociety.co.uk)